



MARTIN FROBISHER INFANT SCHOOL
Church Road, Altofts
01924 897814

Week Commencing 11th May 2020

Hello to all of our Jellyfish children and families!

We hope you are keeping well and we are sorry that we will not be teaching you this week, but we hope that you can complete the tasks below and will carry on learning!

You can record your work in any way so you can share your home learning when we can finally return to school.

Remember, you should also be reading every day and recapping letter sounds and the phonic screening words.

We would love to see what you are getting up to, please post on Twitter and tag us in.

@MFinfantschool

We also ask that all children participate in the Letters and Sounds phonics sessions as previously communicated. (See the letter on the school app for further details) Below are the times of the session that is the most appropriate for your child.

	Miss Chapman's Group	Mrs Cherry's Group	Mrs Steinmann-Burnell's Group
Phonics	10am	10.30am	10.30am
The below tasks are for all children to have a go at completing 😊			
	Task 1	Task 2	Task 3

Watch **'The Lion King'** which is set in Africa. Our class country Kenya is part of Africa.

How many different wild animals can you spot while you watch the film?

Write a list of all the animals that are in the film.

Don't forget while you watch the film, snuggle on the sofa with some popcorn ☺

Choose your favourite animal from the film.

Sketch this animal and label with **describing words**.

Think carefully about sketching the animal, looking carefully at the features and colours.

Giraffe

Long, tall neck.

Lion

Strong, sharp claws.

See sheet below to help with labelling your animal.

Some ideas to help. What describing words can you think of?

Using your favourite animal see if you can write part of the story changing Simba for your chosen character.

Remember to give this character a name.

See if you can write a beginning, middle and end to your story similar to the story of The Lion King.

(A quick example – I want your story to be written with better sentences, story features and structure)

Your story might become

The Giraffe King...

A giraffe who eats all the leaves off the tree and leaves none for his friends. His friends then tell him to run away because his family will be cross for being selfish.

The giraffe meets a warthog and meerkat.... Etc.

Remember to include everything for a super sentence – think of your must have toolkit:

Capital letter, finger spaces, full stop and concentrate on your phonics (when sounding out your words).

See sheets below to support with story writing.

Maths	<p>Choose 10 objects from around the house.</p> <p>Put the objects in order from the shortest to the longest?</p> <p>Can you use a ruler to measure how many cm each object is. Record your answers.</p> <p>Think about:</p> <ul style="list-style-type: none"> • What does CM stand for? • Where do we position the ruler against the line/object so that we measure accurately? • What do the lines on the ruler stand for? <p>Have you ordered them correctly now you know how many cm long the objects are?</p>	<p>Can you google how tall different animals are that live in Kenya.</p> <p>Draw or print pictures of the different animals and write how tall these animals are in cm.</p>	<p>Go outside (hopefully the sunshine comes back) and measure out how tall each of the animals would be.</p> <p>Lay a piece of string or sticks to show the different heights of each animal.</p> <p>See how many times you need to lay down to reach the height of the animal.</p> <p>Record how many lengths of you it takes to be the same height.</p>
Curriculum	<p>This term, our focus country is 'Kenya'.</p> <p>This week, can you become a weather reporter?</p> <p>Can you find out what the weather is like in Kenya and report this for a week.</p> <p>You can be as creative as you like to show your weather report.</p> <div data-bbox="558 1308 1031 1570" data-label="Image"> </div> <p>You could compare this to the weather in the UK. Why not make a weather diary to record what the weather is like each day in the UK.</p> <p>Again be as creative as you like with this, you may record yourself everyday like a reporter talking about the weather, you may draw pictures of what it is like each day, take photos, etc.</p>		

Take care everyone


Mrs Steinmann-Burnell



How to Write a Good Story

Characters

Who are the characters in your story?




Setting

Where is your story set? Is it in a forest, a town, in the park or somewhere else?



Opening

Introduce the characters and the location of the story.




Build-Up

Begin to write about what is happening at the start of your story. Don't forget to use the characters you introduced at the beginning of your story.



Dilemma

Write about a problem that is happening in your story. What is it that has gone wrong?



Resolution

Write about how the problem will be fixed. Think about how the characters might work together to solve whatever has gone wrong.

Closing

Bring everything in the story to an end and make sure the problem has been fixed.

Sentence Openers

Time	Order	Where	To add information	Comparisons
One day	At first	In the middle of the...	Again	However
One morning	First	Under the bridge...	Also	Yet
One evening	Second	Over the bridge...	Another	Despite
After that	Third	In the distance...	Along with...	Still
After a while	Then	Far away...	For example...	Unlike
Before long	Last	In a far off land...	As well as	Even though
Afterwards	Finally	Inside of...		Although
As soon as	Next	At the end of...		Rather than
At last		On top of the...		
A moment later		Next to the...		
In the meantime		Nearby...		
Later on		Opposite the...		
Meanwhile				
Soon				
During				
Now				
Next week				
All of a sudden				



Animal Adjectives



tall



beautiful



smooth



large



spiky



stripy



cheeky



scaly



venomous



spotty



cute



feathered



fast



fierce



soft



powerful



colourful



slow



elegant